

QUALIFICATIONS PACK - OCCUPATIONAL STANDARDS FOR HYDROCARBON SECTOR



Contents

1. Introduction and Contacts..... [1]
2. Qualifications Pack.....[2]
3. Glossary of Key Terms[3]
4. OS Units.....[4]
5. Annexure: Nomenclature for QP & OS. [38]
6. Assessment Criteria..... [39]

What are Occupational Standards(OS)?

- OS describe what individuals need to do, know and understand in order to carry out a particular job role or function
- OS are performance standards that individuals must achieve when carrying out functions in the workplace, together with specifications of the underpinning knowledge and understanding

Contact Us:

301, 3rd Floor
World Trade Centre,
Babar Road
New Delhi-110001

E-mail:
admin@hsscindia.in

Qualifications Pack – Pipe Fitter (Oil & Gas)

SECTOR/S: HYDROCARBON

SUB-SECTOR: Midstream

OCCUPATION: Pipe Fitting (Oil & Gas)

REFERENCE ID: HYC/Q6103

ALIGNED TO: NCO-2015/7126.0301

Brief Job Description: Pipefitting is a special trade which happens in oil refineries, Petrochemicals, factories, residential apartments, commercial complexes etc. In fact, any place with massive pipes, vents and ducts for gas, liquid or air may have a need for these professionals. A Pipe Fitter is a metal trades that specialises in the heavy industrial fabrication and installation of metal piping.

Personal Attributes: The individual should have a good sense of responsibility, must be alert at all times, ability to work independently, concentrate on work, all to work as a team and Stress Management Skills.

Qualifications Pack Code	HYC/ Q 6103		
Job Role	Pipe Fitter (Oil & Gas)		
Credits(NSQF)	TBD	Version number	1.0
Sector	Hydrocarbon	Drafted on	31/03/17
Sub-sector	Midstream	Last reviewed on	31/03/17
Occupation	Pipe Fitting (Oil & Gas)	Next review date	31/03/19
NSQC Clearance on*	22/06/2017		

Job Role	Pipe Fitter (Oil & Gas)
Role Description	Pipefitter (Oil & Gas) will perform on pipe fitting activity in refinery and also perform pipe laying, jointing and fitting activities in long distance Oil & Gas pipelines
NSQF Level	4
Minimum Educational Qualifications* Maximum Educational Qualifications*	Class X, preferably NA
Prerequisite License or Training	<ol style="list-style-type: none"> 1. Some training on basic machining skill 2. Some training in stress management like yoga is recommended 3. Basic technical skills knowledge on pneumatics and hydraulics
Minimum Job Entry Age	18 Years
Experience	NA
Applicable National Occupational Standards (NOS)	<p>Compulsory:</p> <ol style="list-style-type: none"> 1. HYC/N 6109 Perform Pipe Fitting activity 2. HYC/N 6110 Perform Pipe laying and joining activity 3. HYC/N 6103 Work effectively in a team 4. HYC/N 6104 Follow health, safety and security procedures
Performance Criteria	As described in the relevant OS units

Keywords /Terms	Description
Sector	Sector is a conglomeration of different business operations having similar businesses and interests. It may also be defined as a distinct subset of the economy whose components share similar characteristics and interests.
Sub-sector	Sub-sector is derived from a further breakdown based on the characteristics and interests of its components.
Occupation	Occupation is a set of job roles, which perform similar/related set of functions in an industry.
Function	Function is an activity necessary for achieving the key purpose of the sector, occupation, or area of work, which can be carried out by a person or a group of persons. Functions are identified through functional analysis and form the basis of OS.
Job Role	Job role defines a unique set of functions that together form a unique employment opportunity in an organization.
OS	OS specify the standards of performance an individual must achieve when carrying out a function in the workplace, together with the knowledge and understanding they need to meet that standard consistently. Occupational Standards are applicable both in the Indian and global contexts.
Performance Criteria	Performance Criteria are statements that together specify the standard of performance required when carrying out a task.
NOS	NOS are Occupational Standards which apply uniquely in the Indian context.
Qualifications Pack Code	Qualifications Pack Code is a unique reference code that identifies a qualifications pack.
Qualifications Pack	Qualifications Pack comprises the set of OS, together with the educational, training and other criteria required to perform a job role. A Qualifications Pack is assigned a unique qualification pack code.
Unit Code	Unit Code is a unique identifier for an Occupational Standard , which is denoted by an 'N'.
Unit Title	Unit Title gives a clear overall statement about what the incumbent should be able to do.
Description	Description gives a short summary of the unit content. This would be helpful to anyone searching on a database to verify that this is the appropriate OS they are looking for.
Knowledge and Understanding	Knowledge and Understanding are statements which together specify the technical, generic, professional and organizational specific knowledge that an individual needs in order to perform to the required standard.
Organizational Context	Organizational Context includes the way the organization is structured and how it operates, including the extent of operative knowledge managers have of their relevant areas of responsibility.
Technical Knowledge	Technical Knowledge is the specific knowledge needed to accomplish specific designated responsibilities.
Core Skills or Generic Skills	Core Skills or Generic Skills are a group of skills that are key to learning and working in today's world. These skills are typically needed in any work environment. In the context of the OS , these include communication related skills that are applicable to most job roles.

Keywords /Terms	Description
MMAW	Manual Metal Arc Welding
SMAW	Shielded Metal Arc Welding
WPS	Welding Procedure Speciation
IS	Indian Standards
EN	European Standards
ASME	American Society of Mechanical Engineers
AC / DC	Alternating Current / Direct Current
VT	Visual Testing
NDT	Non-Destructive Testing
DT	Destructive Testing
RT	Radiographic Testing
UT	Ultrasonic Testing
DPT	Dye Penetrant Testing
MPT	Magnetic Particle Testing
FPT	Fluorescent Penetrant Testing
DP	Dye Penetration Test
CO2	Carbon dioxide
CPR	Cardiac Pulmonary Resuscitation
IS	Indian Standards
EN	European Standards
ASME	American Society of Mechanical Engineers
ISO	International Organization for Standardization
PQR	Process Qualification Record

National Occupational Standard




Overview

This unit covers the basic pipe fabrication, fitting and assembly operations on various types of pipes to produce pipework systems as per given specifications.

Unit Code	HYC/N 6109
Unit Title (Task)	Perform pipe fitting activity
Description	A refinery pipefitter's job entails building and ensuring the integrity of the pipes that will transport oil, gas or steam. This is achieved through many job functions
Scope	The unit/ task covers the following: <ul style="list-style-type: none"> • Understand the pipe line layout drawings • Mathematical skills with respect to plumbing • Knowledge on different types of materials used in plumbing • Preparation of pipe line • Identify the tools and tackles that are required to carry out the assigned job • Pipe fitting operation
Performance Criteria(PC) w.r.t. the Scope	
Element	Performance Criteria
Understand the pipe line layout drawings	<p>PC1. Able to understand clearly the basics of Engineering drawing and how to make simple drawing.</p> <p>PC2. Able to draft and illustrate a pipe line system.</p> <p>PC3. Read the pipe chart, technical details etc</p> <p>PC4. Ability to prepare the bill of materials for doing the pipe line fabrication.</p> <p>PC5. Understand blue print reading including standard symbols used in plumbing and also different piping lines and valves used in plumbing.</p> <p>PC6. Read and interpret hangers and support drawing.</p>
Mathematical skills with respect to Pipe fitting	<p>PC7. Mathematics –Knowledge of arithmetic, algebra, geometry, and their applications</p> <p>PC8. Basic knowledge on area, volume, angles and length</p> <p>PC9. Calculate length and diameter of the pipe system using the metric system as well as English system.</p> <p>PC10. Calculate dimensions of the bend required in plumbing.</p>
Knowledge on different types of materials used in Pipe fitting	<p>PC11. Knowledge on different materials used for Pipe Fitting in Oil & Gas</p> <p>PC12. Highlight the property of different pipe material and their workability.</p>
Preparation of pipe line	<p>PC13. Understand the different bends, elbows, shapes, joints etc used to fabricate the pipes.</p> <p>PC14. Identify and discriminate different types of nuts, bolts, screws, clamps, fixtures etc. used in plumbing.</p> <p>PC15. Able to understand the different packing materials, adhesives, gaskets, o ring, ropes etc. and how to cut gaskets using a cutting machine.</p>


HYC/N 6109

Perform pipe fitting activity

	<p>PC16. Install and check for the functions of different types of valves, gauges and other related accessories.</p>
<p>Identify the tools and tackles that are required to carry out the assigned job</p>	<p>PC17. Knowledge and ability to use different hand tools and power tools in Pipe Fitting (Oil & Gas) and appreciate the advantage of correct tools used.</p> <ul style="list-style-type: none"> • Pipe cutter • Copper pipe deburring tools • Pipe expander set • Pipe bending fixtures • Flaring set • Threading tools • Ratchet spanner • Valve fix • Bits and drive socket set • Pipe pliers • Chaim pipe vice • Spirit level • Steel rule • Try square • Plastic pipe cutter • Ratchet copper cutter • Pipe chamfering kit • Cartridge soldering torch • Drain cleaning spiral • Cast iron screw clamp\ • Flat chisel • Chisels with hand grip • Crow bar • Shovel • Lever bar • Scraper iron • Pick axe • Shop floor broom • Expander • Flaring tools • Portable power bender • Combination plier • Regular plier • Water pump plier • Pipe wrench 

HYC/N 6109

Perform pipe fitting activity

	<ul style="list-style-type: none"> • Adjustable wrench • Hammer type screw driver • Flat tip screw driver • C clamp • Double open ended spanner • Ring spanner • Tubular box spanner • Socket set • Universal socket joint set • Claw hammer • Ball peen hammer • Soft mallet hammer • Hacksaw and frames • Different types of blades (HCS, HSS and Bi-metal) • PTFE tape • Silicon paste • Saws • Portable drilling machine • Impact drill • Rotary hammer • Drills • Pullers • Portable tri-stand vice • Bench yoke vice • Thread cutting dies • Die stock 
<p>Pipe fitting Operation</p>	<p>The user/individual on the job should be able to:</p> <p>PC18. Install, repair and maintain high and low-pressure pipe systems used in manufacturing plants, oil refineries, chemical plants, breweries, power plants, food processing plants, paper mills, ships and factories</p> <p>PC19. Use the appropriate equipment, parts and accessories for the pipe fitting or assembling operation as per the standards.</p> <p>PC20. Check for the calibration date of all measuring equipment</p> <p>PC21. Identification and preparation of suitable datum from which to start the marking.</p> <p>PC22. Application of marking medium to enhance clarity of the marking and proper visibility.</p> <p>PC23. Carry out appropriate method of marking</p> <p>PC24. Use a range of marking out equipment (e.g. rules, squares, scribes, Vernier instruments)</p> <p>PC25. Mark out a range of feature</p> <p>PC26. Plan the pipe fitting activities before starting as per the drawing.</p> <p>PC27. Cut the pipes to the appropriate lengths making allowances for bending using appropriate cutting operations and techniques</p> <p>PC28. Produce pipework bends using the appropriate tools and equipment for the types and sizes of pipe</p>

HYC/N 6109

Perform pipe fitting activity

	<p>PC29. assemble and secure the pipework as per job specifications using appropriate pipe assembly methods and techniques</p> <p>PC30. produce pipework assemblies which combine a range of different fittings</p> <p>PC31. dismantle pipework assemblies without damage to components and/or subassemblies</p> <p>PC32. deal promptly and effectively with problems within their control, and seek help and guidance from the relevant people if they have problems that they cannot resolve</p> <p>PC33. keep the work area in a safe and tidy condition during and on completion of the manufacturing activities</p> <p>PC34. return all tools and equipment to the correct location on completion of the fitting activities</p> <p>PC35. perform the necessary checks for correct pipework assembly and dimensional accuracy</p> <p>PC36. Use the appropriate measuring equipment for checking activities</p> <p>PC37. produce components within all of the applying standards</p> <p>PC38. Generate stage inspection reports</p>
Knowledge and Understanding (K)	
<p>A. Organizational Context (Knowledge of the company / organization and its processes)</p>	<p>KA1. company's policies on: personnel management, duty reporting procedure and associated MIS compliance</p> <p>KA2. legislation, standards, policies, and procedures followed in the company relevant to own employment and performance conditions</p> <p>KA3. own job role and responsibilities and sources for information pertaining to employment terms, entitlements, job role and responsibilities</p> <p>KA4. reporting structure within organization and relevant people and their responsibilities within the work area</p> <p>KA5. problem escalation procedure and escalation matrix for reporting work and employment related issues</p> <p>KA6. Standard operating procedure while working</p> <p>KA7. relevant health and safety requirements applicable in the work place</p> <p>KA8. importance of working in clean and safe environment</p> <p>KA9. documentation and related procedures applicable in the context of employment and work</p> <p>KA10. importance and purpose of documentation in context of employment and work</p>
<p>B. Technical Knowledge</p>	<p>The user/individual on the job needs to know and understand:</p> <p>KB1. Interpretation of drawing as per standard and knowledge of Geometric Dimensioning and Tolerance (GD&T).</p> <p>KB2. Knowledge of making Isometric drawing and orthographic projection.</p> <p>KB3. Selection of datum plain and its importance in piping.</p> <p>KB4. Understand to establish a proper datum</p> <p>KB5. ensure to determine limits, fits and tolerance.</p> <p>KB6. Plan sequence of operation applying the knowledge of geometry.</p>

HYC/N 6109

Perform pipe fitting activity

	<p>KB7. Know the different protective coatings used in pipe and how it protects the pipe and also the care to be taken while handling.</p> <p>KB8. Understand the different thread geometry, types and its application in plumbing.</p> <p>KB9. How to make different types of threads on a pipe and also the different methods of thread production.</p> <p>KB10. Knowledge on different pipe materials and the performance of this material in different application.</p> <p>KB11. Basic knowledge of the property and behaviour of fluids, liquids and gases,</p> <p>KB12. Awareness on basic hydraulic and pneumatic elements and the working.</p> <p>KB13. Knowledge of heating and cooling including thermal expansion and contraction of piping system under various condition.</p> <p>KB14. knowledge to calculate pipe diameter.</p> <p>KB15. Knowledge on seal screw joint.</p> <p>KB16. Different types of equipment's used for threading of pipes.</p> <p>KB17. Knowledge on behaviour of flow of liquids, gaseous and solid materials.</p> <p>KB18. Making of drawing using standard symbols, proper representation and layout.</p> <p>KB19. Thorough understanding of location and environment where the piping is done in the following area:</p> <p>KB20. Knowledge on different gadgets used in plumbing</p> <p>KB21. Knowledge on the different operation that can be carried out using earth moving equipment's.</p> <p>KB22. application of different cutting fluids used while working on Ferrous metals: e.g. carbon steels, stainless steels, cast iron, tool steel, hard metals; Non-ferrous metals: e.g. bronze, aluminium, copper and copper alloys</p> <p>KB23. knowledge to identify correct orientation of pipe fitting in regard to the flow.</p> <p>KB24. Methods used for testing the pipe line.</p> <p>KB25. Use of different fasteners for both temporary and permanent fastening.</p> <p>KB26. Importance of assembly methods, techniques and procedure to be maintained while pipe fitting.</p> <p>KB27. How to do positioning, aliening and fastening an assembly.</p> <p>KB28. Precaution to be taken while using adhesives, cements and sealing compound.</p>
--	--

Skills (S) A. Core Skills/ Generic Skills

Basic reading and writing skills

- The user/individual on the job needs to know and understand how to:
- SA1. fill in the attendance sheet and the requisite details
 - SA2. keep abreast by reading about new policies at an organization level
 - SA3. read and interpret information correctly from various job specification documents, manuals, health and safety instructions,

HYC/N 6109

Perform pipe fitting activity

	<p>memos, etc. applicable to the job in English and/or local language</p> <p>SA4. fill up appropriate technical forms, process charts, activity logs as per organizational format in English and/or local language</p>
	<p>Communication skills</p>
	<p>The user/individual on the job needs to know and understand how to:</p> <p>SA5. execute task, schedules, and work-loads with co-workers and supervisors</p> <p>SA6. convey and share technical information clearly using appropriate language</p> <p>SA7. check and clarify task-related information</p> <p>SA8. liaise with appropriate authorities using correct protocol</p> <p>SA9. communicate with people in respectful form and manner in line with organizational protocol</p>
	<p>Teamwork and multitasking</p>
	<p>SA10. share work load as required</p> <p>SA11. assist others who require help</p> <p>SA12. share knowledge with co-workers/assistant.</p>
	<p>Numerical and computational skills</p>
	<p>SA13. Undertake numerical operations, and calculations using calculators Numerical computations: addition (with decimal digits and with carrying), subtraction (with decimal digits and with borrowing), multiplication (with decimal digits), division (with decimal digit), fractions and decimals, percentages and proportions, simple ratios and averages</p> <p>SA14. identify and draw various basic, compound and solid shapes as per dimensions given Basic shapes: square, rectangle, triangle, circle Compound shapes: involving squares, rectangles, triangles, circles, semi-circles, quadrants of a circle Solid shapes: cube, rectangular prism, cylinder</p> <p>SA15. demonstrate measurement and calculation of Angle, Perimeter, Area of a common geometrical shape and can co-relate with job area requirements</p> <p>SA16. use appropriate measuring techniques and units of measurement</p> <p>SA17. use British and metric system of measurement and make conversions between them</p> <p>SA18. describe the difference between Celsius & Fahrenheit Scale and relationship between them</p> <p>SA19. use appropriate units and number systems to express degree of accuracy Units and number systems representing degree of accuracy: decimals places, significant figures, fractions as a decimal quantity</p> <p>SA20. interpret and express tolerance in terms of limits on dimensions perform</p> <p>SA21. basic operations in a computer like switching it on/off, using the mouse and keyboard, accessing files, opening, closing, creating and deleting folders, etc.</p>

HYC/N 6109

Perform pipe fitting activity

	<p>SA22. use basic office applications like spread sheet, word processor, presentations</p> <p>SA23. use organizational software specific to quality function</p> <p>SA24. use email to communicate within the organization as per organization guidelines</p> <p>SA25. retrieve and enter data using standard system forms and templates</p> <p>SA26. take printouts of documents</p>
	<p>Learning</p> <p>The user/individual on the job needs to know and understand how to:</p> <p>SA27. participate in on-the-job and other learning, training and development interventions and assessments</p> <p>SA28. clarify task related information with appropriate personnel or technical adviser</p> <p>SA29. seek to improve and modify own work practices</p> <p>SA30. maintain current knowledge of application standards, legislation, codes of practice and product/process developments</p>
B. Professional Skills	<p>Learning</p> <p>The user/individual on the job needs to know and understand how to:</p> <p>SB1. identify problems with work planning, procedures, output and behaviour and their implications</p> <p>SB2. prioritize and plan for problem solving</p> <p>SB3. communicate problems appropriately to others</p> <p>SB4. identify sources of information and support for problem solving</p> <p>SB5. seek assistance and support from other sources to solve problems</p> <p>SB6. identify effective resolution techniques</p> <p>SB7. select and apply resolution techniques</p> <p>SB8. seek evidence for problem resolution</p>
	<p>Plan and organise</p> <p>The user/individual on the job needs to know and understand how to:</p> <p>SB9. plan, prioritize and sequence work operations as per job requirements</p> <p>SB10. organize and analyse information relevant to work</p> <p>SB11. basic concepts of shop-floor work productivity including waste reduction, efficient material usage and optimization of time</p>
	<p>Initiative and Enterprise</p> <p>The user/individual on the job needs to know and understand how to:</p> <p>SB12. undertake and express new ideas and initiatives to others</p> <p>SB13. modify work plan to overcome unforeseen difficulties or developments that occur as work progresses</p> <p>SB14. one's competencies in new and different situations and contexts to achieve more</p>

HYC/N 6109

Perform pipe fitting activity

	<p>Self-Management</p> <p>The user/individual on the job needs to know and understand how to:</p> <p>SB15. exercise restraint while expressing dissent and during conflict situations</p> <p>SB16. avoid and manage distractions to be disciplined at work</p> <p>SB17. manage own time for achieving better results</p>
	<p>Teamwork</p> <p>The user/individual on the job needs to know and understand how to:</p> <p>SB18. work in a team in order to achieve better results</p> <p>SB19. identify and clarify work roles within a team</p> <p>SB20. communicate and cooperate with others in the team for better results</p> <p>SB21. seek assistance from fellow team members</p>

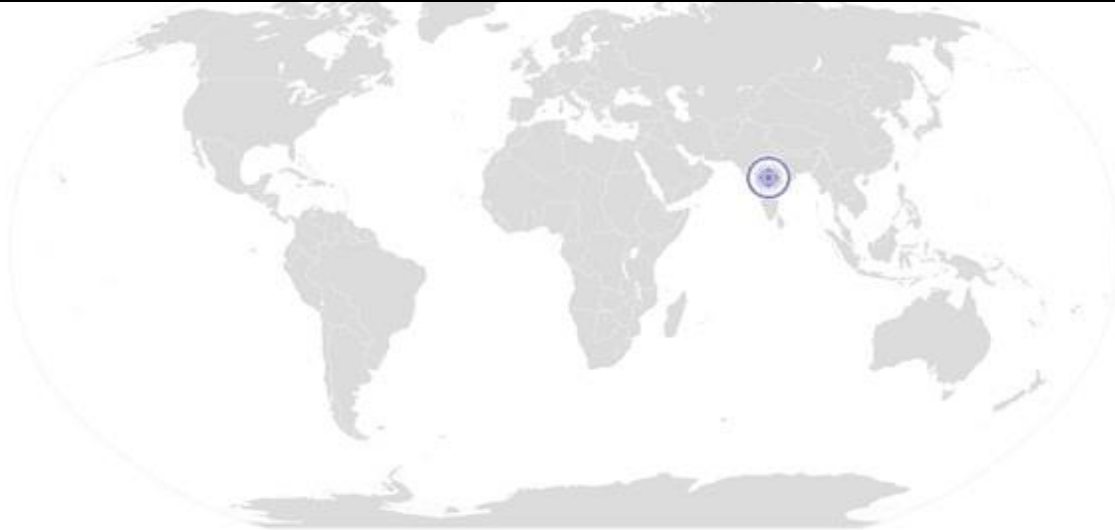


HYC/N 6109

Perform pipe fitting activity

NOS Version Control

NOS Code	HYC / N 6109		
Credits(NSQF)	TBD	Version number	1.0
Industry	Hydrocarbon	Drafted on	31/03/2017
Industry Sub-sector	Midstream	Last reviewed on	31/03/2017
Occupation	Pipe Fitting (Oil & Gas)	Next review date	31/03/2019



National Occupational Standard



Overview

This unit covers the pipe fabrication, laying and assembly operations on various types of pipes and the joining technique.

Unit Code	HYC/N 6110
Unit Title (Task)	Perform Pipe laying and jointing activity
Description	A refinery pipefitter's job entails building and ensuring the integrity of the pipes that will transport oil, gas or steam.
Scope	The unit/ task covers the following: <ul style="list-style-type: none"> • Understand the pipe • line layout for petroleum product distribution • Oil and products • Knowledge on different types of joining in plumbing • Pipe line laying • Physical requirement
Performance Criteria(PC) w.r.t. the Scope	
Element	Performance Criteria
Understand the pipe line layout for petroleum product distribution	The user/individual on the job needs to know and understand: <p>PC1. The different procedures involved in planning of pipe line laying Natural Gas Transmission System</p> <p>PC2. Knowledge and understanding of material to be transported</p> <p>PC3. Understand specific regulations covering pipe line operation and that could affect the populated area, drinking water sources and ecological sensitive area.</p> <p>PC4. Plan procedure for long distance pipe line. <ul style="list-style-type: none"> • Preliminary planning • Route selection • Acquisition • Soil boring – Testing • Pipe line design reading • Check for legal permit availability. </p> <p>PC5. Start and execute the pipe line work <ul style="list-style-type: none"> • Way preparation • Stringing • Trenching • River crossing • Welding, coating and wrapping • Pipe laying • Inspecting • Back filing and restoration of land </p>
Oil and products	The user/individual on the job needs to know and understand: <p>PC6. Knowledge of refining and how the crude oil is converted into useable products.</p> <p>PC7. Knowledge of the petroleum products and their property</p> <p>PC8. Knowledge of Liquefied Natural Gas (LNG)</p>

HYC/N 6110

Perform Pipe laying and jointing activity

<p>Knowledge on different types of joining in plumbing</p>	<p>The user/individual on the job needs to know and understand:</p> <p>PC9. Knowledge of different methods of pipe joining</p> <p>PC10. Understanding of the different welding methods used in performing pipe laying and jointing activity such as</p> <ul style="list-style-type: none"> • Oxyacetylene welding • Shielded metal arc welding • Gas-tungsten arc welding • Gas-metal arc welding • Flux-core arc welding • Plasma arc welding • Submerged arc welding • Electro slag welding • Electron beam welding • Laser beam welding • Resistance welding • Friction welding <p>PC11. Care and preparation of pipe for welding depending on the material</p> <p>PC12. Importance of joints and different types of joints.</p> <p>PC13. Ensure the electrode positioning angle is correct.</p> <p>PC14. Knowledge of the pipes are classified and identify the material and dimensional and Physical characteristics as per types.</p> <p>PC15. Read and interpret routine information on written job instructions, welding procedure specification.</p> <p>PC16. Knowledge of the Selection of correct welding mechanic and follow factors</p> <p>PC17. Know the fundamentals of manual metal arc welding.</p> <p>PC18. Should be able to strike and maintain a stable arc.</p> <p>PC19. Identify welding defects and how to rectify.</p> <p>PC20. Check the weld joint condition.</p> <p>PC21. Knowledge of NDT.</p> <p>PC22. Know the AWS codification of electrodes.</p> <p>PC23. The individual should be able to do pipe welding in vertical down and should be able to do,</p> <ul style="list-style-type: none"> • Preparation • Tacking • Joint in 5G position • Joint in 6G position <p>PC24. Ability to welding in vertical up with basic technique of pipe jointing</p> <p>PC25. Highlight the automatic pipe welding and to compare with other methods.</p> <p>PC26. Select the right tube for the job and able to recommend different types of tubes as per applications.</p> <p>PC27. Understanding of different design and installation data's like,</p> <ul style="list-style-type: none"> • Main Pressure • Pressure losses • Pressure consideration
---	--

HYC/N 6110

Perform Pipe laying and jointing activity

	<ul style="list-style-type: none"> • Frictional losses • Velocity unit • Hydrostatic <p>PC28. Knowledge on safety standards.</p> <p>PC29. Perform different work with tubes.</p> <p>PC30. Perform different joining methods.</p> <ul style="list-style-type: none"> • Soldering • Brazing • Electrical resistance by Butt welding <p>PC31. Knowledge on different solders and fluxes used for joining.</p> <p>PC32. Carry out different filling operations like,</p> <ul style="list-style-type: none"> • Measuring and cutting • Reaming • Cleaning • Assembly • Support • Testing <p>PC33. Carry out brazing with correct filler material, flux, heating and assembly.</p> <p>PC34. Ability to create a flared joint, Roll groove joint, Press connect joint and Push connect joint.</p> <p>PC35. knowledge to make 'T-joints' and outlets</p>
<p>Pipe line laying</p>	<p>The user/individual on the job needs to know and understand:</p> <p>PC36. Determine pipeline diameter is on the basis of the main operational parameters for the pipeline system, such as:</p> <ul style="list-style-type: none"> • Flowrate • Expected system availability e.g. tolerated uptime and downtime • Requirements for delivery pressure • Properties of the transported medium <p>PC37. Understanding of the importance of the following in pipe layout process</p> <ul style="list-style-type: none"> • Survey • Clear and grade easement • Stringing and bending • Welding and ultrasonic testing • Weld joint coating • Pre-trenching • Lowering in • Tie-ins • Padding and backfilling • Pressure testing • Reinstatement • Signage

HYC/N 6110

Perform Pipe laying and jointing activity

<p>Physical requirement</p>	<p>PC38. Know the importance of physical requirements in this provision Stand or walk for long periods of time</p> <ul style="list-style-type: none"> • Use arms and hands to reach for, handle or manipulate objects • Lift and carry materials weighing • Climb up and down ladders, scaffolds and other objects • Stoop, kneel, crouch and crawl • See well (naturally or with correction) • Eye-hand coordination • Good physical fitness • Good sense of balance • Work at great heights
<p>Knowledge and Understanding (K)</p>	
<p>A. Organizational Context (Knowledge of the company / organization and its processes)</p>	<p>KA1. Understand company's policies on: personnel management, duty reporting procedure and associated MIS compliance</p> <p>KA2. Knowledge of principles and processes for providing customer and personal services. This includes customer needs assessment, meeting quality standards for services, and evaluation of customer satisfaction</p> <p>KA3. Reviews and approves the requisition of materials/equipment by assigned employees</p> <p>KA4. Reviews and approves the requisition of materials/equipment by assigned employees; may tag and store material as necessary</p> <p>KA5. Maintains records and prepares reports on repairs completed or on units requiring future special service</p> <p>KA6. Works closely with project coordinates, administration, and/or other related staff to determine and coordinate projects, estimating and controlling craft-related project costs, operational needs, troubleshooting, etc.</p> <p>KA7. Ability to understand and carry out work direction in a safe manner</p> <p>KA8. Importance of working in clean and safe environment</p> <p>KA9. Ability to document related procedures applicable in the context of employment and work</p>
<p>B. Technical Knowledge</p>	<p>The user/individual on the job needs to know and understand:</p> <p>KB1. Describe the functions of typical components on gas pipeline facilities</p> <p>KB2. Describe the properties of hydrocarbons and basics of hydrocarbons processing</p> <p>KB3. Knowledge of the principles of corrosion control</p> <p>KB4. understand the principles of gas compression</p> <p>KB5. Explain the principles of gas measurement</p> <p>KB6. KB6. Explain the principles of operation of gas analysis systems including moisture analysers, gas chromatographs, densitometers, calorimeters</p> <p>KB7. Explain the principles of operation of typical pipeline instruments, monitoring and control systems (incl. SCADA)</p> <p>KB8. Explain the principles of petroleum geology, extraction and</p>

HYC/N 6110

Perform Pipe laying and jointing activity

	<p>processing</p> <p>KB9. know the principles of pigging</p> <p>KB10. Explain the principles of rotating equipment, lubrication and bearings</p> <p>KB11. Interpret process and instrumentation diagrams for a facility</p> <p>KB12. Understand risks that transmission pipelines pose to the community and mitigation of those risks;</p> <p>KB13. Transmission pipeline historical safety performance;</p> <p>KB14. Describe what is blasting</p> <p>KB15. Explain the importance Fences and Grazing</p> <p>KB16. Advantage of telecommunications Towers</p> <p>KB17. Importance of Corrosion Protection and Detection Systems</p> <p>KB18. Measures to taken to allow Pipeline Expansion</p> <p>KB19. Explain Horizontal Earth Boring and Horizontal Auger Boring</p> <p>KB20. Knowledge of the Micro tunnelling</p> <p>KB21. The Flux used to deoxidize and cleanse the weld metal.</p> <p>KB22. Safety precautions associated with natural gas pipelines</p> <p>KB23. Some knowledge of the performance of various pipe materials under a wide variety of conditions.</p> <p>KB24. Some knowledge of the hazards of the trade, and of necessary precautionary measures</p>
Skills (S) A. Core Skills/ Generic Skills	
	<p>Basic reading and writing skills</p> <p>The user/individual on the job needs to know and understand how to:</p> <p>SA1. Follow verbal and written instructions</p> <p>SA2. Communicate orally and in writing with other team members, leaders and operations personnel</p> <p>SA3. Determining personnel matters (such as job progress, schedule changes, time sheet review, and work performance)</p> <p>SA4. Knowledge of human resource and supervisory activities, including the coordination and management of people and resources</p>
	<p>Communication skills</p> <p>The user/individual on the job needs to know and understand how to:</p> <p>SA5. Work within company policy as outlined</p> <p>SA6. Read, write and communicate using English language sufficient to perform job functions</p> <p>SA7. Ability to understand and carry out work direction in a safe manner</p> <p>SA8. Identifying complex problems and reviewing related information to develop and evaluate options and implement solutions</p> <p>SA9. Ability to listen to and understand information and ideas presented through spoken words and sentences</p>
	<p>Teamwork and multitasking</p> <p>SA10. Performs other related duties as assigned</p> <p>SA11. Ability to apply general rules to specific problems to produce answers that make sense</p> <p>SA12. Participates in the management of personnel matters/activities</p>

HYC/N 6110

Perform Pipe laying and jointing activity

	<p>Numerical and computational skills</p> <p>SA13. Identify pipe fittings by size, type, material, and service type SA14. Read and interpret hanger and support drawings SA15. Identify pipe by size, type, and wall thickness SA16. Calculate how threaded is measured SA17. Install pipe hangers, supports, anchors, and guides SA18. Read and interpret pipe and hanger drawings SA19. Calculate pressure and heat in piping systems SA20. Mathematics – Knowledge of arithmetic, algebra, geometry, , and their applications</p>
	<p>Learning</p> <p>The user/individual on the job needs to know and understand how to:</p> <p>SA21. participate in on-the-job and other learning, training and development interventions and assessments SA22. clarify task related information with appropriate personnel or technical adviser SA23. seek to improve and modify own work practices SA24. maintain current knowledge of application standards, legislation, codes of practice and product/process developments</p>
B. Professional Skills	<p>Decision Making</p> <p>The user/individual on the job needs to know and understand how to:</p> <p>SB1. make decisions on a suitable course of action or response keeping in view resource utilization while meeting commitments</p>
	<p>Plan and Organize</p> <p>The user/individual on the job needs to know and understand how to:</p> <p>SB2. plan and organize work to achieve targets and deadlines</p>
	<p>Customer Centricity</p> <p>The user/individual on the job needs to know and understand how to:</p> <p>SB3. check that the work meets customer requirements SB4. deliver consistent and reliable service to customers</p>
	<p>Problem Solving</p> <p>The user/individual on the job needs to know and understand how to:</p> <p>SB5. apply problem solving approaches in different situations</p>
	<p>Critical Thinking</p> <p>The user/individual on the job needs to know and understand how to:</p> <p>SB6. apply balanced judgments to different situations</p>

HYC/N 6110

Perform Pipe laying and jointing activity

NOS Version Control

NOS Code	HYC / N 6110		
Credits(NSQF)	TBD	Version number	1.0
Industry	Hydrocarbon	Drafted on	31/03/2017
Industry Sub-sector	Midstream	Last reviewed on	31/03/2017
Occupation	Pipe Fitting (Oil & Gas)	Next review date	31/03/2019



National Occupational Standard



Overview

This unit covers basic practices that improve effectiveness of working with others in an organizational set-up.

Unit Code	HYC/N 6103
Unit Title (Task)	Work effectively in a team
Description	This NOS unit is about working effectively within a team, either in individual's own work group or in other work groups outside the organization.
Scope	This unit/task covers the following: <ul style="list-style-type: none"> • Effective team work
Performance Criteria (PC) w.r.t. the Scope	
Element	Performance Criteria
Team Work	To be competent, the user/individual on the job must be able to: <ul style="list-style-type: none"> PC1. maintain clear communication with colleagues PC2. work with colleagues as a team PC3. pass on information to in line with organisational requirements PC4. work in ways that show respect for colleagues PC5. carry out commitments made to colleagues PC6. let colleagues know in good time if cannot carry out commitments, explaining the reasons PC7. identify problems in working with colleagues and take the initiative to solve these problems PC8. follow the organisation's policies and procedures for working with colleagues PC9. ability to share resources with other members as per priority of tasks
Knowledge and Understanding (K) w.r.t. the scope	
Element	Knowledge and Understanding
A. Organisational Context (Knowledge of the Company/Organisation and its processes)	The user/individual on the job needs to know and understand: <ul style="list-style-type: none"> KA1. the organization's policies and procedures for working with colleagues, role and responsibilities in relation to this KA2. the importance of effective communication and establishing good working relationships with colleagues KA3. different methods of communication and the circumstances in which it is appropriate to use these KA4. the importance of creating an environment of trust and mutual respect KA5. the implications of own work on the work and schedule of others
B. Technical Knowledge	The user/individual on the job needs to know and understand: <ul style="list-style-type: none"> KB1. different types of information that colleagues might need and the importance of providing this information when it is required KB2. the importance of helping colleagues with problems, in

HYC/N 6103

Work effectively in a team

order to meet quality and time standards as a team	
Skills (S)w.r.t. the scope	
Element A. Core Skills/ Generic Skills	Writing Skills
	The user/individual on the job needs to know and understand how to: SA1. complete written work with attention to detail
	Reading Skills
	The user/individual on the job needs to know and understand how to: SA2. read instructions, guidelines/procedures
B. Professional Skills	Oral Communication (Listening and Speaking skills)
	The user/individual on the job needs to know and understand how to: SA3. listen effectively and orally communicate information SA4. ask for clarification and advice from the concerned person
	Decision Making
	The user/individual on the job needs to know and understand how to: SB1. make decisions on a suitable course of action or response keeping in view resource utilization while meeting commitments
B. Professional Skills	Plan and Organize
	The user/individual on the job needs to know and understand how to: SB2. plan and organize work to achieve targets and deadlines
	Customer Centricity
	The user/individual on the job needs to know and understand how to: SB3. check that the work meets customer requirements SB4. deliver consistent and reliable service to customers
	Problem Solving
	The user/individual on the job needs to know and understand how to: SB5. apply problem solving approaches in different situations
B. Professional Skills	Critical Thinking
	The user/individual on the job needs to know and understand how to: SB6. apply balanced judgments to different situations

HYC/N 6103

Work effectively in a team

NOS Version Control

NOS Code	HYC / N 6103		
Credits(NSQF)	TBD	Version number	1.0
Industry	Hydrocarbon	Drafted on	02/03/2017
Industry Sub-sector	Midstream	Last reviewed on	02/03/2017
Occupation	Pipe Fitting (Oil & Gas)	Next review date	02/03/2019



National Occupational Standard



Overview

This unit covers health, safety and security at the workplace. This includes procedures and practices that candidates need to follow to help maintain a healthy, safe and secure work environment.

Unit Code	HYC/N 6104
Unit Title (Task)	Practice of health safety and security related guidelines
Description	This OS unit is about knowledge and practices relating to health, safety and security that need to use. It covers responsibilities towards self, others, assets and the environment.
Scope	This unit/task covers the following: <ul style="list-style-type: none"> • Knowledge and practice Health and safety • Fire safety • Safety systems • Emergencies, rescue and first-aid • procedures
Performance Criteria(PC) w.r.t. the Scope	
Element	Performance Criteria
Knowledge and practice Health and safety	The user/individual on the job should be able to: <ul style="list-style-type: none"> PC1. use protective clothing/equipment for specific tasks and work Conditions PC2. state the name and location of people responsible for health and safety in the workplace PC3. state the names and location of documents that refer to health and safety in the workplace PC4. identify job-site hazardous work and state possible causes of risk or accident in the workplace PC5. carry out safe working practices while dealing with hazards to ensure the safety of self and others PC6. state methods of accident prevention in the work environment of the job role PC7. state location of general health and safety equipment in the workplace PC8. inspect for faults, set up and safely use steps and ladders in general use PC9. work safely in and around trenches, elevated places and confined areas PC10. lift heavy objects safely using correct procedures PC11. apply good housekeeping practices PC12. identify common hazard signs displayed in various areas PC13. retrieve and/or point out documents that refer to health and safety in the workplace
Fire safety	The user/individual on the job should be able to: <ul style="list-style-type: none"> PC14. use the various appropriate fire extinguishers on different types of fires correctly PC15. demonstrate rescue techniques applied during fire hazard PC16. demonstrate good housekeeping in order to prevent fire

HYC/N 6104

Follow health, safety and security procedures

	<p>hazards</p> <p>PC17. demonstrate the correct use of a fire extinguisher</p>
Safety systems	<p>PC18. List issue concerning the safety and familiar in your work style</p> <p>PC19. Empower to address the unsafe condition in your work place or to stop the unsafe behaviour</p> <p>PC20. Record all miss incidents, damages, illness or injury</p> <p>PC21. Comprehend the applicable laws, regulations and codes as per standard</p> <p>PC22. Promote and maintain a positive safety culture</p> <p>PC23. Apply and appraise the use and storage of hazardous substance and their safety</p> <p>PC24. Assess the threats and to protect from the threats</p> <p>PC25. Awareness of own safety and safety of others</p> <p>PC26. Bring the concern and report the HSE concern</p> <p>PC27. Report all incident to the supervisor</p> <p>PC28. Identifies and describes the property of different petroleum products.</p> <p>PC29. Operates and handle spills and respond to the spills</p>
Emergencies, rescue and first-aid procedures	<p>The user/individual on the job should be able to:</p> <p>PC30. demonstrate how to free a person from electrocution</p> <p>PC31. Administer appropriate first aid to victims were required eg. in case of bleeding, burns, choking, electric shock, poisoning etc.</p> <p>PC32. demonstrate basic techniques of bandaging</p> <p>PC33. respond promptly and appropriately to an accident situation or medical emergency in real or simulated environments</p> <p>PC34. perform and organize loss minimization or rescue activity during an accident in real or simulated environments</p> <p>PC35. administer first aid to victims in case of a heart attack or cardiac arrest due to electric shock, before the arrival of emergency services in real or simulated cases</p> <p>PC36. demonstrate the artificial respiration and the CPR Process</p> <p>PC37. participate in emergency procedures</p> <p>PC38. complete a written accident/incident report or dictate a report to another person, and send report to person responsible</p> <p>PC39. demonstrate correct method to move injured people and others during an emergency</p>
Knowledge and Understanding (K)	
A. Organizational Context (Knowledge of the company / organization and its processes)	<p>KA1. company's policies on: personnel management, duty reporting procedure and associated MIS compliance</p> <p>KA2. reporting structure within organization</p> <p>KA3. problem escalation procedure</p> <p>KA4. Standard operating procedure while transporting petroleum products</p>
B. Technical Knowledge	<p>The user/individual on the job needs to know and understand:</p> <p>KB1. meaning of "hazards" and "risks"</p> <p>KB2. health and safety hazards commonly present in the work environment and related precautions</p>

HYC/N 6104

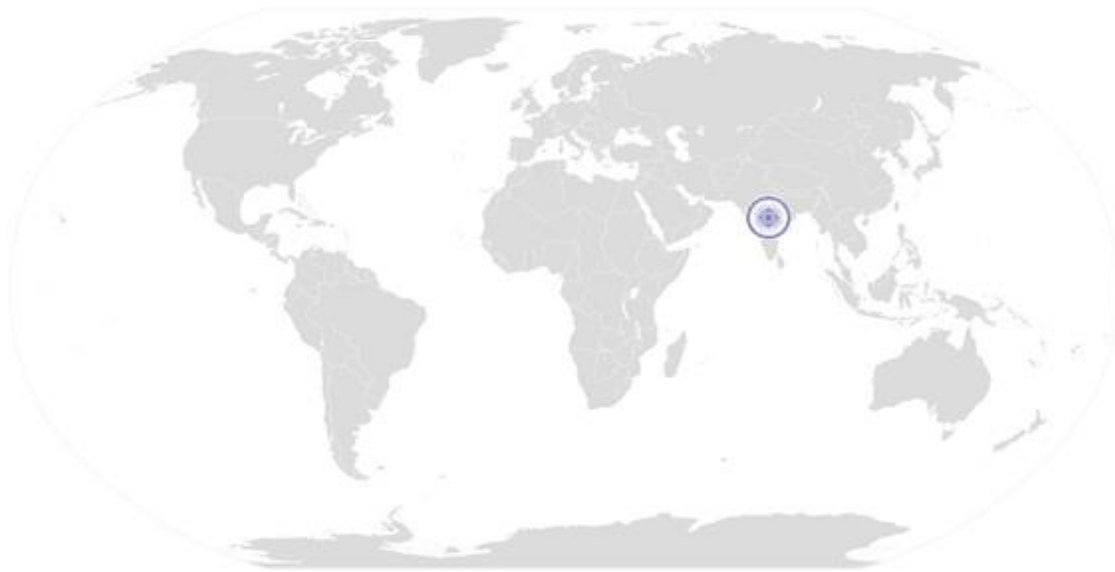
Follow health, safety and security procedures

	<p>KB3. possible causes of risk, hazard or accident in the workplace and why risk and/or accidents are possible</p> <p>KB4. possible causes of risk and accident</p> <p>KB9.various dangers associated with the use of electrical equipment</p> <p>KB10. preventative and remedial actions to be taken in the case of exposure to toxic materials</p> <p>KB11. importance of using protective clothing/equipment while working</p> <p>KB12. precautionary activities to prevent the fire accident</p> <p>KB13. various causes of fire</p> <p>KB14. techniques of using the different fire extinguishers</p> <p>KB15. different methods of extinguishing fire</p> <p>KB16. different materials used for extinguishing fire</p> <p>KB17. rescue techniques applied during a fire hazard</p> <p>KB18. various types of safety signs and what they mean</p> <p>KB19.appropriate basic first aid treatment relevant to the condition eg. shock, electrical shock, bleeding, breaks to bones, minor burns, resuscitation, poisoning, eye injuries</p> <p>KB20. content of written accident report</p> <p>KB21.potential injuries and ill health associated with incorrect manual handling</p> <p>KB22. safe lifting and carrying practices</p> <p>KB23.personal safety, health and dignity issues relating to the movement of a person by others</p> <p>KB24. potential impact to a person who is moved incorrectly</p>
<p>Skills (S) [Optional] A. Core Skills/ Generic Skills</p>	<p>Communication skills</p>
	<p>The user/ individual on the job needs to know and understand how to:</p> <p>SA1. communicate the safety, cleanliness and emergency issues to supervisor.</p> <p>SA2. read and comprehend basic content to read labels, charts, signage</p> <p>SA3. read and comprehend basic English to read manuals of operations</p> <p>SA4. read and write an accident/incident report in local language or English</p>
<p>B. Professional Skills</p>	<p>Oral Communication (Listening and Speaking skills)</p>
	<p>The user/ individual on the job needs to know and understand how to:</p> <p>The user/individual on the job needs to know and understand how to:</p> <p>SA5. question co-workers appropriately in order to clarify instructions and other issues</p> <p>SA6. give clear instructions to co-workers, subordinates others</p>
<p>B. Professional Skills</p>	<p>Decision making</p>
	<p>The user/ individual on the job needs to know and understand how to:</p> <p>SB1. report potential sources of danger</p> <p>SB2. Follow prescribed procedure to address safety and emergency issues.</p>

HYC/N 6104

Follow health, safety and security procedures

	SA6. make appropriate decisions pertaining to the concerned area of work with respect to intended work objective, span of authority, responsibility, laid down procedure and guidelines
	Reflective thinking
	The user/individual on the job needs to know and understand how to: SB3. learn from past mistakes regarding use of safety and emergency issues
	Critical thinking
	The user/individual on the job needs to know and understand how to: SB4. spot safety and cleanliness issues



HYC/N 6104

Follow health, safety and security procedures

NOS Version Control

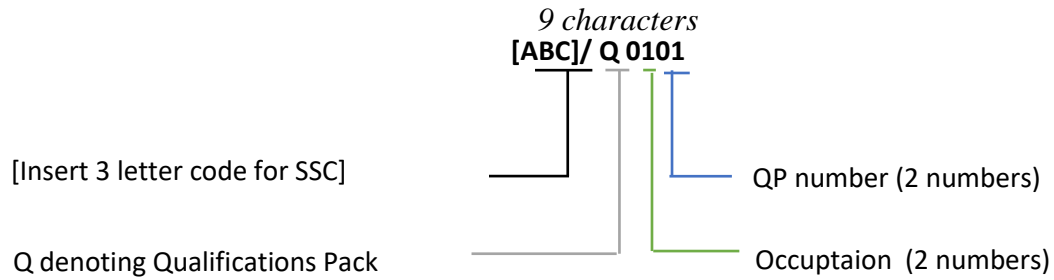
NOS Code	HYC / N 6104		
Credits(NSQF)	TBD	Version number	1.0
Industry	Hydrocarbon	Drafted on	02/03/2017
Industry Sub-sector	Midstream	Last reviewed on	02/03/2017
Occupation	Pipe Fitting (Oil & Gas)	Next review date	02/03/2019



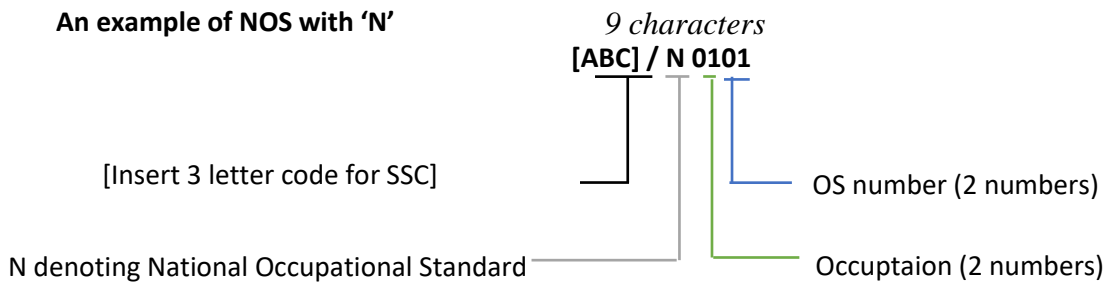
Annexure

Nomenclature for QP and NOS

Qualifications Pack



Occupational Standard



[Back to top...](#)

CRITERIA FOR ASSESSMENT OF TRAINEES

Job Role Pipe Fitter – Oil & Gas

Qualification Pack HYC/Q 6102

Sector Skill Council Hydrocarbon Sector Skill Council

Guidelines for Assessment

1. Criteria for assessment for each Qualification Pack will be created by the Sector Skill Council. Each Performance Criteria (PC) will be assigned marks proportional to its importance in NOS. SSC will also lay down proportion of marks for Theory and Skills Practical for each PC.
2. The assessment for the theory part will be based on knowledge bank of questions created by the SSC.
3. Assessment will be conducted for all compulsory NOS, and where applicable, on the selected elective/option NOS/set of NOS.
4. Individual assessment agencies will create unique question papers for theory part for each candidate at each examination/training center (as per assessment criteria below).
4. Individual assessment agencies will create unique evaluations for skill practical for every student at each examination/training center based on this criterion.
5. To pass the Qualification Pack , every trainee should score a minimum of 70% of aggregate marks to successfully clear the assessment.
6. In case of *unsuccessful completion*, the trainee may seek reassessment on the Qualification Pack.

Compulsory NOS				Marks Allocation	
Total Marks: [100]					
Assessment outcomes	Assessment Criteria for outcomes	Total Marks	Out Of	Theory	Skills Practical
HYC/N 6109 perform Pipe fitting activity	PC1. Able to understand clearly the basics of Engineering drawing and how to make simple drawing.	100	3	1	2
	PC2. Able to draft and illustrate a pipe line system.		2	1	1
	PC3. Read the pipe chart , technical details etc		2	1	1
	PC4. Ability to prepare the bill of materials for doing the pipe line fabrication.		2	1	1
	PC5. Understand blue print reading including standard symbols used in plumbing and also different piping lines and valves used in plumbing.		3	1	2
	PC6. Read and interpret hangers and support drawing.		3	1	2
	PC7. Mathematics –Knowledge of arithmetic, algebra, geometry, and their applications		3	1	2
	PC8. Basic knowledge on area, volume, angles and length		3	1	2
	PC9. Calculate length and diameter of the pipe system using the metric system as well as English system.		2	1	1
	PC10. Calculate dimensions of the bend required in plumbing.		3	1	2

Compulsory NOS				Marks Allocation	
Total Marks: [100]					
Assessment outcomes	Assessment Criteria for outcomes	Total Marks	Out Of	Theory	Skills Practical
	PC11. Knowledge on different materials used for plumbing		3	1	2
	PC12. Highlight the property of different pipe material and their workability.		3	1	2
	PC13. Understand the different bends, elbows, shapes, joints etc used to fabricate the pipes.		2	1	1
	PC14. Identify and discriminate different types of nuts, bolts, screws, clamps, fixtures etc. used in plumbing.		3	1	2
	PC15. Able to understand the different packing materials, adhesives, gaskets, o ring, ropes etc. and how to cut gaskets using a cutting machine.		3	1	2
	PC 16. Install and check for the functions of different types of valves, gauges and other related accessories.		3	1	2
	PC17. Knowledge and ability to use different hand tools and power tools in plumbing and appreciate the advantage of correct tools used.		3	1	2
	PC18. Install, repair and maintain high and low-pressure pipe systems used in manufacturing plants, oil refineries, chemical plants, breweries, power plants, food processing plants, paper mills, ships and factories		2	1	1
	PC19. Use the appropriate equipment, parts and accessories for the pipe fitting or assembling operation as per the standards.		3	1	2
	PC20. Check for the calibration date of all measuring equipment		3	1	2
	PC21. Identification and preparation of suitable datum from which to start the marking .		3	1	2
	PC22. Application of marking medium to enhance clarity of the marking and proper visibility.		2	1	1
	PC23. Carry out appropriate method of marking		2	1	1
	PC24. Use a range of marking out equipment (e.g. rules, squares, scribes, Vernier instruments)		3	1	2
	PC25. Mark out a range of feature		3	1	2
	PC26. Plan the pipe fitting activities before starting as per the drawing.		3	1	2
	PC27. Cut the pipes to the appropriate lengths making allowances for bending using appropriate cutting operations and techniques		3	1	2
	PC28. Produce pipework bends using the appropriate tools and equipment for the types and sizes of pipe		3	1	2
	PC29. assemble and secure the pipework as per job specifications using appropriate pipe assembly methods and techniques		2	1	1
	PC30. produce pipework assemblies which combine a range of different fittings		2	1	1

Compulsory NOS				Marks Allocation	
Total Marks: [100]					
Assessment outcomes	Assessment Criteria for outcomes	Total Marks	Out Of	Theory	Skills Practical
	PC31. dismantle pipework assemblies without damage to components and/or subassemblies		3	1	2
	PC32. deal promptly and effectively with problems within their control, and seek help and guidance from the relevant people if they have problems that they cannot resolve		2	1	1
	PC33. keep the work area in a safe and tidy condition during and on completion of the manufacturing activities		2	1	1
	PC34. return all tools and equipment to the correct location on completion of the fitting activities		2	1	1
	PC35. perform the necessary checks for correct pipework assembly and dimensional accuracy		2	1	1
	PC36. Use the appropriate measuring equipment for checking activities		3	1	2
	PC37. produce components within all of the applying standards		3	1	2
	PC38. Generate stage inspection reports		3	1	2
				38	62

Compulsory NOS				Marks Allocation	
Total Marks: [100]					
Assessment outcomes	Assessment Criteria for outcomes	Total Marks	Out Of	Theory	Skills Practical
HYC/N 6110 Perform Pipe laying and joining activity	PC1. The different procedures involved in planning of pipe line laying Natural Gas Transmission System	100	3	1	2
	PC2. Knowledge of what material to be transported		2	1	1
	PC3. Understand specific regulations covering pipe line operation and that could affect the populated area, drinking water sources and ecological sensitive area.		2	1	1
	PC4. Plan procedure for long distance pipe line.		3	1	2
	PC5. Start and execute the pipe line work		3	1	2
	PC6. Knowledge of refining and how the crude oil is converted into useable products.		3	1	2
	PC7. Knowledge of petroleum products and their property		3	1	2
	PC8. Knowledge of Liquefied Natural Gas (LNG)		3	1	2
	PC9. Different methods of pipe joining		3	1	2
	PC10. What are the different welding methods?		3	1	2

Compulsory NOS				Marks Allocation	
Total Marks: [100]					
Assessment outcomes	Assessment Criteria for outcomes	Total Marks	Out Of	Theory	Skills Practical
	PC11. Care and preparation of pipe for welding depending on the material		3	1	2
	PC12. Importance of joints and different types of joints.		3	1	2
	PC13. Ensure the electrode positioning angle is correct.		3	0	3
	PC14. How the pipes are classified and how to identify the material and dimensional and Physical characteristics as per types.		3	1	2
	PC15. Read and interpret routine information on written job instructions, welding procedure specification.		3	1	2
	PC16. Select the correct welding mechanic and follow factors,		3	1	2
	PC17. Know the fundamentals of manual metal arc welding.		3	1	2
	PC18. Should be able to strike and maintain a stable arc.		2	1	1
	PC19. Identify welding defects and how to rectify.		3	1	2
	PC20. Check the weld joint condition.		3	1	2
	PC21. Knowledge of NDT.		3	1	2
	PC22. Know the AWS codification of electrodes.		2	1	1
	PC23. The individual should be able to do pipe welding in vertical down and should be able to do,		2	1	1
	PC24. Ability to welding in vertical up with basic technique of,		2	0	2
	PC25. Highlight the automatic pipe welding and to compare with other methods.		2	0	2
	PC26. Select the right tube for the job and able to recommend different types of tubes as per applications.		3	1	2
	PC27. Understand different design and installation data's like,		3	1	2
	PC28. Knowledge on safety standards.		2	2	0
	PC29. Perform different work with tubes.		2	1	1
	PC30. Perform different joining methods.		2	1	1
	PC31. Knowledge on different solders and fluxes used for joining.		3	1	2
	PC32. Carry out different filling operations like,		2	1	1
	PC33. Carry out brazing with correct filler material, flux, heating and assembly.		2	1	1
	PC34. Ability to create a flared joint, Roll groove joint, Press connect joint and Push connect joint.		2	1	1
	PC35. How to make 'T-joints' and outlets		2	1	1

Compulsory NOS				Marks Allocation	
Total Marks: [100]					
Assessment outcomes	Assessment Criteria for outcomes	Total Marks	Out Of	Theory	Skills Practical
	PC36. Determine pipeline diameter is on the basis of the main operational parameters for the pipeline system, such as:		3	1	2
	PC37. The importance of the following in pipe layout process		3	1	2
	PC38. Know the importance of physical requirements in this provision		3	1	2
				36	64

Compulsory NOS				Marks Allocation	
Total Marks: [100]					
Assessment outcomes	Assessment Criteria for outcomes	Total Marks	Out Of	Theory	Skills Practical
HYC/N 6103 Work effectively in a team	PC1. maintain clear communication with colleagues	100	10	5	5
	PC2. work with colleagues as a team		10	5	5
	PC3. pass on information to in line with organisational requirements		10	5	5
	PC4. work in ways that show respect for colleagues		10	5	5
	PC5. carry out commitments made to colleagues		10	5	5
	PC6. let colleagues know in good time if cannot carry out commitments, explaining the reasons		10	5	5
	PC7. identify problems in working with colleagues and take the initiative to solve these problems		10	5	5
	PC8. follow the organisation's policies and procedures for working with colleagues		15	5	10
	PC9. ability to share resources with other members as per priority of tasks		15	5	10
				45	55

Compulsory NOS				Marks Allocation	
Total Marks: [100]					
Assessment outcomes	Assessment Criteria for outcomes	Total Marks	Out Of	Theory	Skills Practical
	PC1. Use protective clothing/equipment for specific tasks and work Conditions	100	3	1	2

Compulsory NOS				Marks Allocation	
Total Marks: [100]					
Assessment outcomes	Assessment Criteria for outcomes	Total Marks	Out Of	Theory	Skills Practical
HYC/N 6104 Follow health, safety and security procedures	PC2. State the name and location of people responsible for health and safety in the workplace		2	1	1
	PC3. State the names and location of documents that refer to health and safety in the workplace		2	1	1
	PC4. Identify job-site hazardous work and state possible causes of risk or accident in the workplace		2	1	1
	PC5. Carry out safe working practices while dealing with hazards to ensure the safety of self and others		3	1	2
	PC6. State methods of accident prevention in the work environment of the job role Methods of accident prevention: training in health and safety procedures; using health and safety procedures; use of equipment and working practices (such as safe carrying procedures); safety notices, advice; instruction from colleagues and supervisors		3	1	2
	PC7. State location of general health and safety equipment in the workplace		3	1	2
	PC8. Inspect for faults, set up and safely use steps and ladders in general use		3	1	2
	PC9. Work safely in and around trenches, elevated places and confined areas		2	1	1
	PC10. Lift heavy objects safely using correct procedures		3	1	2
	PC11. Apply good housekeeping practices		3	1	2
	PC12. Identify common hazard signs displayed in various areas		3	1	2
	PC 13. Retrieve and/or point out documents that refer to health and safety in the workplace		2	1	1
	PC14. Use the various appropriate fire extinguishers on different types of fires correctly		3	1	2
	PC15. Demonstrate rescue techniques applied during fire hazard		2	1	1
	PC16. Demonstrate good housekeeping in order to prevent fire hazards		2	1	1
	PC17. Demonstrate the correct use of a fire extinguisher		2	1	1
	PC18. List issue concerning the safety and familiar in your work style		2	1	1
	PC19. Empower to address the unsafe condition in your work place or to stop the unsafe behaviour		3	1	2
	PC20. Record all miss incidents ,damages, illness or injury		3	1	2

Compulsory NOS				Marks Allocation	
Total Marks: [100]					
Assessment outcomes	Assessment Criteria for outcomes	Total Marks	Out Of	Theory	Skills Practical
	PC21. Comprehend the applicable laws, regulations and codes as per standard		3	1	2
	PC22. Promote and maintain a positive safety culture		2	1	1
	PC23. Apply and appraise the use and storage of hazardous substance and their safety		2	1	1
	PC24. Assess the threats and to protect from the threats		3	1	2
	PC25. Awareness of own safety and safety of others		3	1	2
	PC26. Bring the concern and report the HSE concern		3	1	2
	PC27. Report all incident to the supervisor		3	1	2
	PC28. Identifies and describes the property of different petroleum products.		3	1	2
	PC29. Operates and handle spills and respond to the spills		2	1	1
	PC30. Demonstrate how to free a person from electrocution		2	1	1
	PC31. Administer appropriate first aid to victims were required eg. in case of bleeding, burns, choking, electric shock, poisoning etc.		3	1	2
	PC32. Demonstrate basic techniques of bandaging		2	1	1
	PC33. Respond promptly and appropriately to an accident situation or medical emergency in real or simulated environments		2	1	1
	PC34. Perform and organize loss minimization or rescue activity during an accident in real or simulated environments		2	1	1
	PC35. Administer first aid to victims in case of a heart attack or cardiac arrest due to electric shock, before the arrival of emergency services in real or simulated cases		2	1	1
	PC36. Demonstrate the artificial respiration and the CPR Process		3	1	2
	PC37. Participate in emergency procedures		3	1	2
	PC38. Complete a written accident/incident report or dictate a report to another person, and send report to person responsible Incident		3	1	2
	PC39. Demonstrate correct method to move injured people and others during an emergency		3	1	2
				39	61